

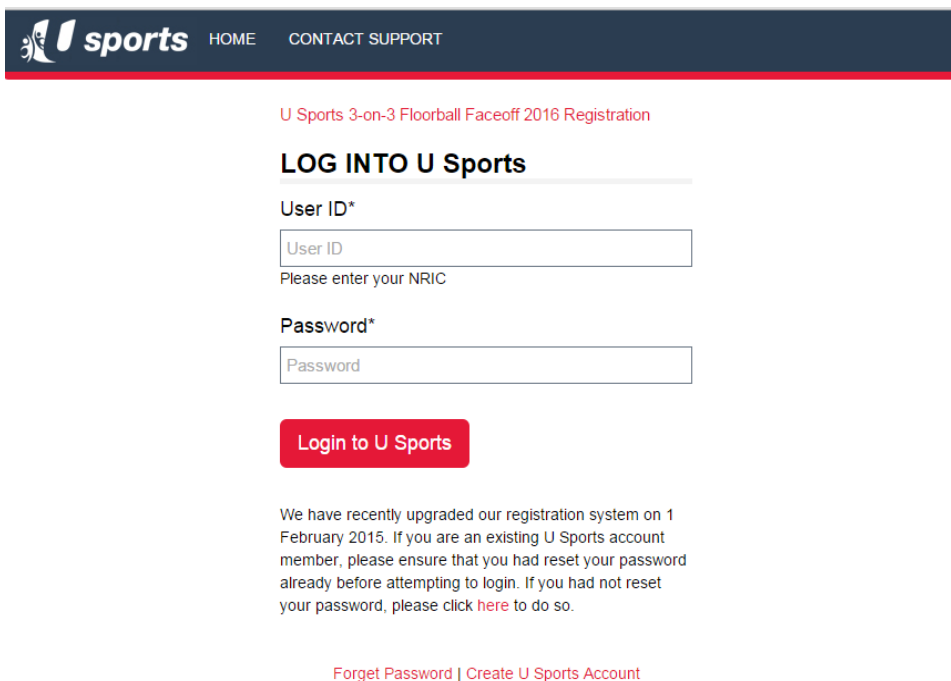
Guide to Online Registration for 3-on-3 Floorball Faceoff 2016

Important Notes:

- You are recommended to use either Internet Explorer or Firefox or Google Chrome
- Online Registration requires online payment through the event registration URL
- Member's rate is automatically detected through NRIC
- Online payment is via debit or credit card only

Getting Started

- 1) Click on Event URL to register - <https://www.registerwithusports.com.sg/3-on-3-floorball-faceoff-2016/registration/>

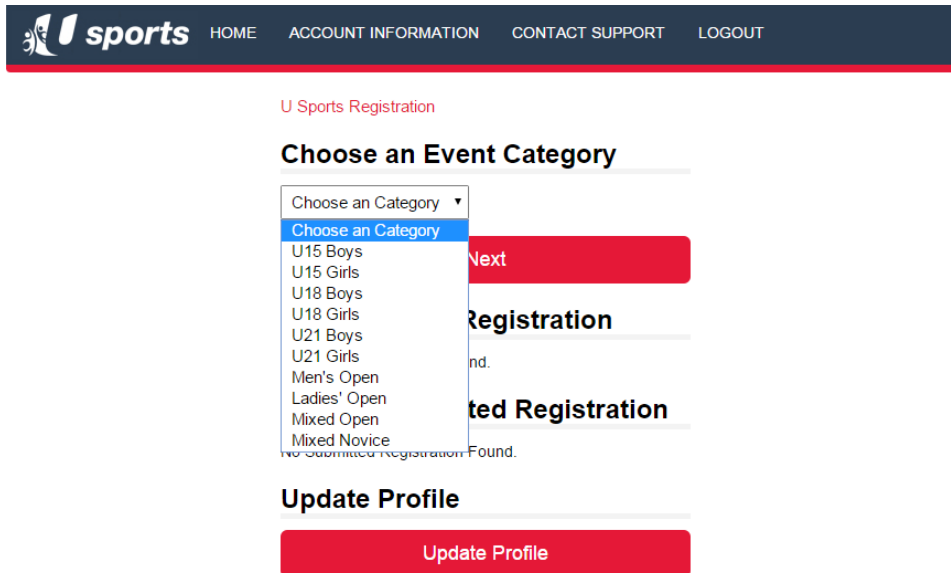


The screenshot shows the U Sports website header with the logo and navigation links 'HOME' and 'CONTACT SUPPORT'. Below the header, the page title is 'U Sports 3-on-3 Floorball Faceoff 2016 Registration'. The main heading is 'LOG INTO U Sports'. There are two input fields: 'User ID*' with a placeholder 'User ID' and a note 'Please enter your NRIC', and 'Password*' with a placeholder 'Password'. A red button labeled 'Login to U Sports' is positioned below the fields. At the bottom of the form area, there is a notice: 'We have recently upgraded our registration system on 1 February 2015. If you are an existing U Sports account member, please ensure that you had reset your password already before attempting to login. If you had not reset your password, please click [here](#) to do so.' Below the notice are two links: 'Forget Password' and 'Create U Sports Account'.

- 2) You will be prompted to *login* using a U Sports account login username and password. If it is your first time visiting U Sports website, please register a U Sports account by clicking on *Create U Sports Account*. Upon creating your U Sports account, you can then login with your default username (NRIC) and password (DOB in the form of ddmmyyy). If you have forgotten your password, please click on the Forget Password button.
- 3) Once you have successfully login, you will be led to the listing page

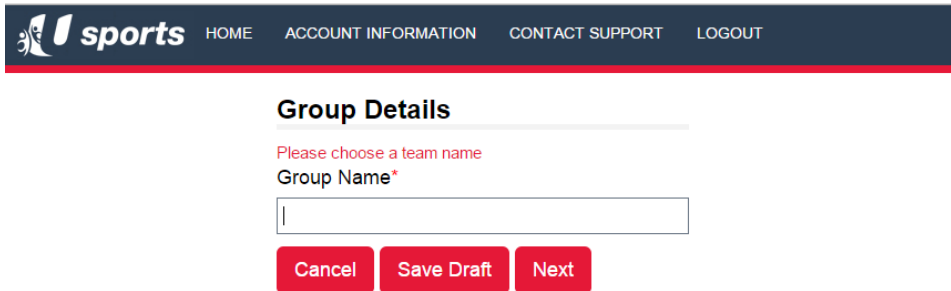
How to Submit Your Registration

- 1) *Select your category* and click on the *Next* button




The screenshot shows the U Sports Registration page. At the top is a dark blue navigation bar with the U Sports logo and links for HOME, ACCOUNT INFORMATION, CONTACT SUPPORT, and LOGOUT. Below the navigation bar, the page title is "U Sports Registration". The main heading is "Choose an Event Category". A dropdown menu is open, showing the following options: "Choose an Category", "U15 Boys", "U15 Girls", "U18 Boys", "U18 Girls", "U21 Boys", "U21 Girls", "Men's Open", "Ladies' Open", "Mixed Open", and "Mixed Novice". A red "Next" button is visible to the right of the dropdown. Below the dropdown, there is a section for "Update Profile" with a red "Update Profile" button.

- 2) Enter your Team Name and click on the Next button



The screenshot shows the U Sports Registration page. At the top is a dark blue navigation bar with the U Sports logo and links for HOME, ACCOUNT INFORMATION, CONTACT SUPPORT, and LOGOUT. Below the navigation bar, the page title is "U Sports Registration". The main heading is "Group Details". Below the heading, there is a red prompt: "Please choose a team name". The label "Group Name*" is followed by a text input field. Below the input field, there are three red buttons: "Cancel", "Save Draft", and "Next".

3) Key in your team members' particulars

 [HOME](#) [ACCOUNT INFORMATION](#) [CONTACT SUPPORT](#) [LOGOUT](#)

3-on-3 Floorball Faceoff 2016 Registraton

Player 1

Click to auto-populate your particulars
 This member is team captain

Details For Player 1

First Name*

Last Name (Surname)*

NRIC / FIN No / Passport Number*

Email*

Gender*

Date Of Birth*

Age*

Contact Information For Player 1

Mobile Contact*

Street*

Blk/Hse No.*

Unit*

Enter "NA" if no Unit No.

Postal Code*

Country*

Name of Emergency Contact Person*

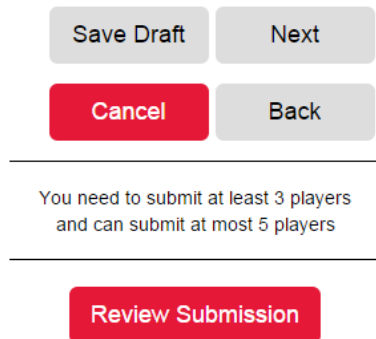
Relationship of Emergency Contact*

Emergency Contact *

T-Shirt Size*

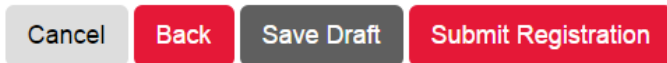
You need to submit at least 3 players
and can submit at most 5 players

- 4) Click on the *Next* button to key in subsequent players' particulars. Once you have keyed in the minimum number of players required and would like to submit, click on the *Review Submission* button. If you do not see the Review Submission button, you may click Next then click Back and the button will appear.



- 5) Check that all the team members' particulars are keyed in correctly. You must agree to the *Terms and Conditions* and *Privacy Policy* in order to Submit Registration.

- I have read and accept the [Terms & Conditions](#).
- I have read and accept the [Privacy Policy](#).



- 6) Click on *Submit Registration* and you will be brought to the payment page.

7) Complete the Survey. You should read and agree to the Terms & Conditions and click *Pay*

U Sports 3-on-3 Floorball Faceoff 2016 Registration

Event Name:	3-on-3 Floorball Faceoff 2016
Category:	Ladies' Open
Amount:	\$60.00
Total Payable:	\$60.00

Survey Question

How did you find out about this event?

- U Sports Facebook
- U Sports website
- nEbO Facebook
- nEbO website
- Red Sports
- Downtown East
- Word-of-Mouth
- Team U Sports Liitto FC
- Schools/Coaches
- Others

Select payment mode

Credit Card

I have read and agree to the [Terms & Conditions](#).

Cancel Pay

8) You will be brought to the *eNETS payment page* to key in your debit or credit card details to make payment.

eNETS Friday, 10 July 2015

credit/debit card payment

If you are using a pop-up blocker, please add the following list as your allowed sites. Otherwise, the relevant transaction pages from the banks may not be displayed or your transaction request may not be completed.

1. www.enets.sg

TRANSACTION INFORMATION

Merchant Name: NTUC CLUB
 Merchant Reference Code: 20102701112-BANDN
 NETS Reference Code: 201027011203620
 Amount: SGD 100.00

Important Notice: Please note down the transaction information in this section just in case you need to raise any query on this transaction.

CREDIT/DEBIT CARD INFORMATION

Card Number:
 Name on Card:
 Cardholder Name:
 Please note that the Credit Card Number should be 13 or 16 digits.
 Please input your card number without space or dash.
 CVV2: [What is CVV2/CVC2?]
 CVV2:
 Expiry Date: / (eg. 2015)

I have read, understood and accepted the following:

- The return & refund policy for the purchase of relevant products / services.
- The collection, use, disclosure and sharing of this information, which to the best of my knowledge and belief is true and accurate and is for purposes reasonably required to process my application which are set out in [NETS' Data Protection Policy](#).

STAYSAFE CANCEL

- 9) Upon successful payment, you will receive a *Successful Event Registration email* sent to your email account.
- 10) Your registration is confirmed only upon successful submission of the details and payment.
- 11) Have your team members complete the indemnity form online at <https://goo.gl/PVMM3G>

###

Other Tips:

- You are encouraged to **save draft** of your registration as you register. In case of system error that logs you out of the registration portal, any unsaved data will be lost. To save draft of your registration, simply click on the save draft button. You may then login and complete the saved draft at a later date, and submit registration and make payment before registration closes.
- To **update your submitted registration**, simply login to the event registration URL and go to Update Submitted Registration, select the Event and Category and click Next to proceed.
- For any registration error and other troubleshooting tips, please take a screenshot of the error and email to info@usports.com.sg