

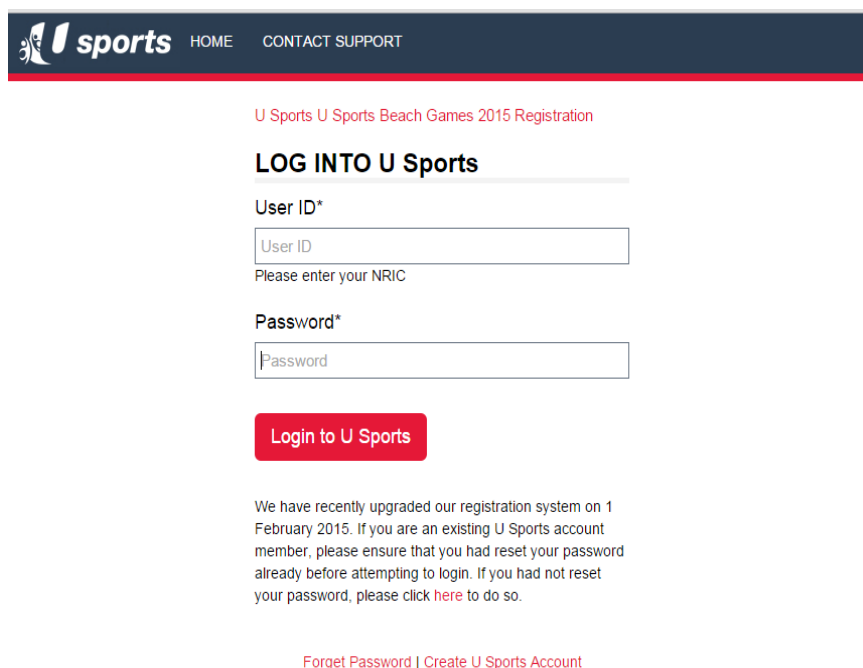
Guide to Online Registration for U Sports Beach Games 2015

Important Notes:

- You are recommended to use either Internet Explorer or Firefox or Google Chrome
- Online Registration requires online payment by 1 person on behalf of the team through the event registration URL
- If you are registering for member team, please have the player who is an NTUC/nEbO member to make the online payment

Getting Started

- 1) Click on Event URL to register - <https://www.registerwithusports.com.sg/beachgames2015/registration/>

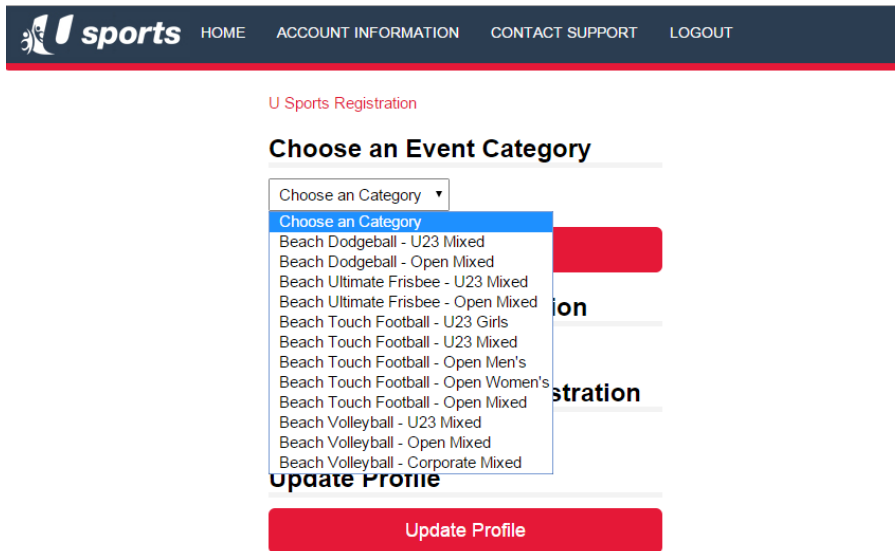


The screenshot shows the U Sports website header with the logo and navigation links 'HOME' and 'CONTACT SUPPORT'. Below the header, the page title is 'U Sports U Sports Beach Games 2015 Registration'. The main heading is 'LOG INTO U Sports'. There are two input fields: 'User ID*' with a placeholder 'User ID' and a note 'Please enter your NRIC', and 'Password*' with a placeholder 'Password'. A red 'Login to U Sports' button is positioned below the fields. A notice states: 'We have recently upgraded our registration system on 1 February 2015. If you are an existing U Sports account member, please ensure that you had reset your password already before attempting to login. If you had not reset your password, please click [here](#) to do so.' At the bottom, there are links for 'Forget Password' and 'Create U Sports Account'.

- 2) You will prompted to *login* using your U Sports account login username and password. If it is your first time visiting U Sports website, you will be prompted to register as a new user. Upon registering, you can then login with your default username (NRIC) and password (DOB in the form of ddmmyyyy). If you have forgotten your password, please click on the Forget Password button
- 3) Once you have successfully login, you will be led to the listing page

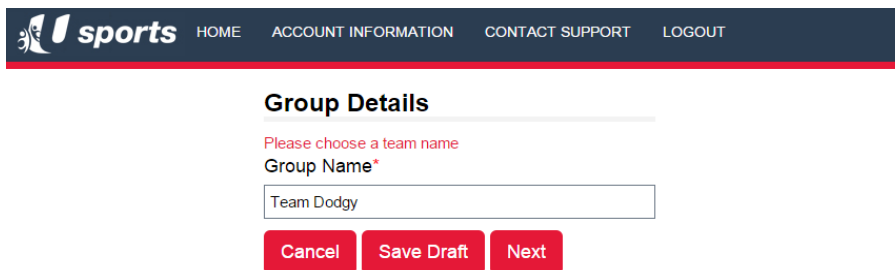
How to Submit Your Registration

- 1) Select the Sport and Category you wish to take part in and click on the *Next* button



The screenshot shows the U Sports Registration page. At the top is a dark blue navigation bar with the U Sports logo and links for HOME, ACCOUNT INFORMATION, CONTACT SUPPORT, and LOGOUT. Below the navigation bar, the page title is "U Sports Registration". The main heading is "Choose an Event Category". A dropdown menu is open, showing a list of event categories: "Choose an Category", "Beach Dodgeball - U23 Mixed", "Beach Dodgeball - Open Mixed", "Beach Ultimate Frisbee - U23 Mixed", "Beach Ultimate Frisbee - Open Mixed", "Beach Touch Football - U23 Girls", "Beach Touch Football - U23 Mixed", "Beach Touch Football - Open Men's", "Beach Touch Football - Open Women's", "Beach Touch Football - Open Mixed", "Beach Volleyball - U23 Mixed", "Beach Volleyball - Open Mixed", and "Beach Volleyball - Corporate Mixed". Below the dropdown menu is a red button labeled "Update Profile".

- 2) Enter your *Team Name* and click on the *Next* button



The screenshot shows the U Sports Registration page. At the top is a dark blue navigation bar with the U Sports logo and links for HOME, ACCOUNT INFORMATION, CONTACT SUPPORT, and LOGOUT. Below the navigation bar, the page title is "U Sports Registration". The main heading is "Group Details". Below the heading is a red text prompt: "Please choose a team name". The form field is labeled "Group Name*" and contains the text "Team Dodgy". Below the form field are three red buttons: "Cancel", "Save Draft", and "Next".

3) *Key in* your team members' particulars

The screenshot shows the registration interface for Player 1. At the top, there is a navigation bar with the 'U sports' logo and links for HOME, ACCOUNT INFORMATION, CONTACT SUPPORT, and LOGOUT. Below the navigation bar, the page title is 'U Sports Beach Games 2015 Registraton'. Underneath, it says 'Player 1' and provides two checkboxes: 'Click to auto-populate your particulars' and 'This member is team captain'. The form is divided into two columns: 'Details For Player 1' and 'Contact Information For Player 1'. The 'Details' column includes fields for First Name, Last Name (Surname), NRIC / FIN No / Passport Number, Email, Gender (a dropdown menu with 'Please Select'), Date Of Birth, and Age. The 'Contact Information' column includes fields for Mobile Contact, Street, Blk/Hse No., Unit (with a note 'Enter "NA" if no Unit No.'), Postal Code, Country (a dropdown menu with 'Singapore'), and T-Shirt Size (a dropdown menu with 'XXS'). At the bottom of the form, there are three buttons: 'Save Draft', 'Next', and 'Cancel'. Below the buttons, a message states: 'You need to submit at least 6 players and can submit at most 8 players'.

4) Click *Next* to key in subsequent players' particulars. If you have keyed in the minimum number of players required and would like to submit, press *Next* to go to next player then press *Back*. You will then see a *Review Submission* button.

This screenshot shows the navigation buttons at the bottom of the registration form. It features four buttons: 'Save Draft', 'Next', 'Cancel', and 'Back'. Below the buttons, a message states: 'You need to submit at least 3 players and can submit at most 5 players'. At the bottom of the form, there is a prominent red button labeled 'Review Submission'.

5) Click on the Review Submission button to review the particulars of your team members. You must agree to the *Terms and Conditions* and *Privacy Policy* in order to Submit Registration.

| | |
|--------------------|--------------|
| 0001001000 | -- |
| Email | Unit |
| xiaoyuen@gmail.com | na |
| Gender | Postal Code |
| Male | 545185 |
| Date Of Birth | Country |
| 1980-08-05 | SG |
| Age | T-Shirt Size |
| 35 | XXS |

Player 3

Details For Player

First Name
xx

Last Name (Surname)
y

NRIC / FIN No / Passport Number
S8765421D

Email
xx@gmail.com

Gender
Male

Date Of Birth
1986-07-17

Age
29

Contact Information For Player

Mobile Contact
93368787

Street
26

Blk/Hse No.
na

Unit
26

Postal Code
545185

Country
SG

T-Shirt Size
XXS

- I have read and accept the [Terms & Conditions](#).
- I have read and accept the [Privacy Policy](#).

[Cancel](#) [Back](#) [Save Draft](#) [Submit Registration](#)

6) Click on *Submit Registration* and you will be brought to the payment page.

7) Complete the survey and click *Pay*

U Sports U Sports Beach Games 2015 Registration

| | |
|----------------|-----------------------------------|
| Event Name: | U Sports Beach Games 2015 |
| Category: | Beach Touch Football - Open Mixed |
| Amount: | \$100.00 |
| Total Payable: | \$100.00 |

Survey Question

How did you find out about U Sports Beach Games?

- U Sports website
- U Sports eDM
- Facebook
- Red Sports
- Google
- Sports Associations (e.g. Dodgeball Association, Volleyball Association, UilitySports)
- Word-of-Mouth
- Others

Select payment mode

Credit Card

I have read and agree to the [Terms & Conditions](#).

Cancel Pay

8) You will be brought to the *eNETS payment page* to key in your credit card details to make payment.

eNETS Friday, 10 July 2015

credit/debit card payment

If you are using a pop-up blocker, please add the following list as your allowed sites. Otherwise, the relevant transaction pages from the banks may not be displayed or your transaction request may not be completed.

1. www.enets.sg

TRANSACTION INFORMATION

Merchant Name: NYTC CLUB
 Merchant Reference Code: 2010701112-BAMN
 NETS Reference Code: 2010701112B029
 Amount: SGD 100.00

Important Notice: Please note down the transaction information in this section just in case you need to raise any query on this transaction.

CREDIT/DEBIT CARD INFORMATION

Name on Card:
 Card Number:
 Please note that the Credit Card Number should be 13 or 16 digits. Please input your card number without space or dash.
 CVV2: [What is CVV2/CID?]
 Expiry Date: / (eg. 2015)

I have read, understood and accepted the following:

- The return & refund policy for the purchase of relevant products / services.
- The collection, use, disclosure and sharing of this information, which to the best of my knowledge and belief is true and accurate and is for purposes reasonably required to process my application which are set out in [NETS' Data Protection Policy](#).

Pay CANCEL

9) Upon successful payment, you will receive a *Successful Event Registration email* to your email account.

10) Your registration is confirmed only upon successful submission of the players' details and payment.

Other Tips:

- You are encouraged to save draft of your registration as you register. In case of system error that logs you out of the registration portal, any unsaved data will be lost. To save draft of your registration, simply click on the save draft button. You may then login and complete the saved draft at a later date, and submit registration and make payment before registration closes.
- To update your submitted registration, simply login to the event registration URL and go to Update Submitted Registration, select the Event and Category and click Next underneath it.
- For any registration error and other troubleshooting tips, please take a screenshot of the error and email to info@usports.com.sg