

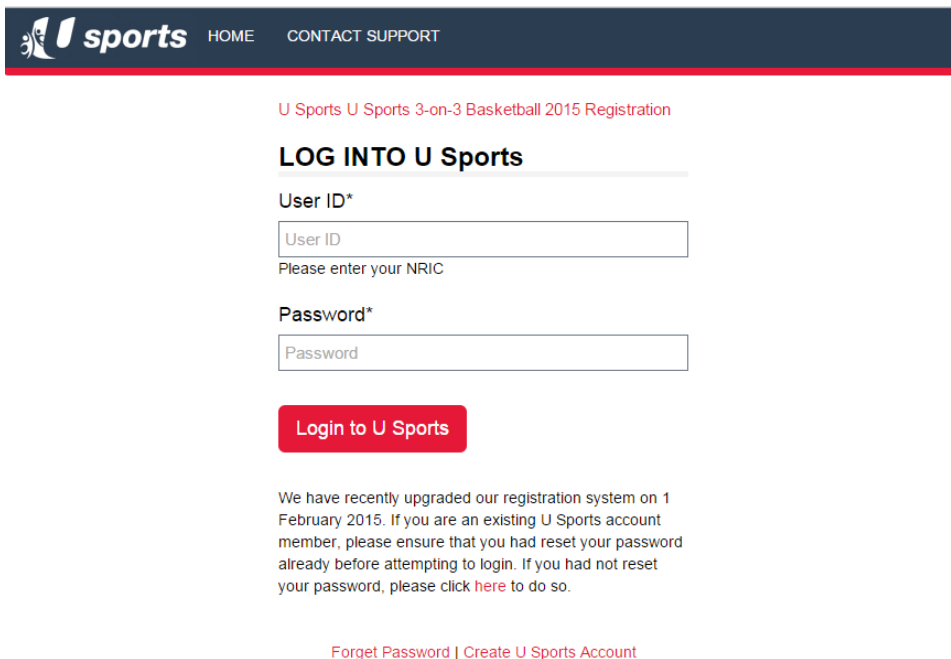
Guide to Online Registration for U Sports 3-on-3 Basketball 2015

Important Notes:

- You are recommended to use either Internet Explorer or Firefox or Google Chrome
- Online Registration requires online payment by 1 person on behalf of the team through the event registration URL
- If you are registering for member team, please have the player who is an NTUC/nEbO member to make the online payment
- Online payment is via credit card only

Getting Started

- 1) Click on Event URL to register - <https://www.registerwithusports.com.sg/3on3basketball2015/registration/>

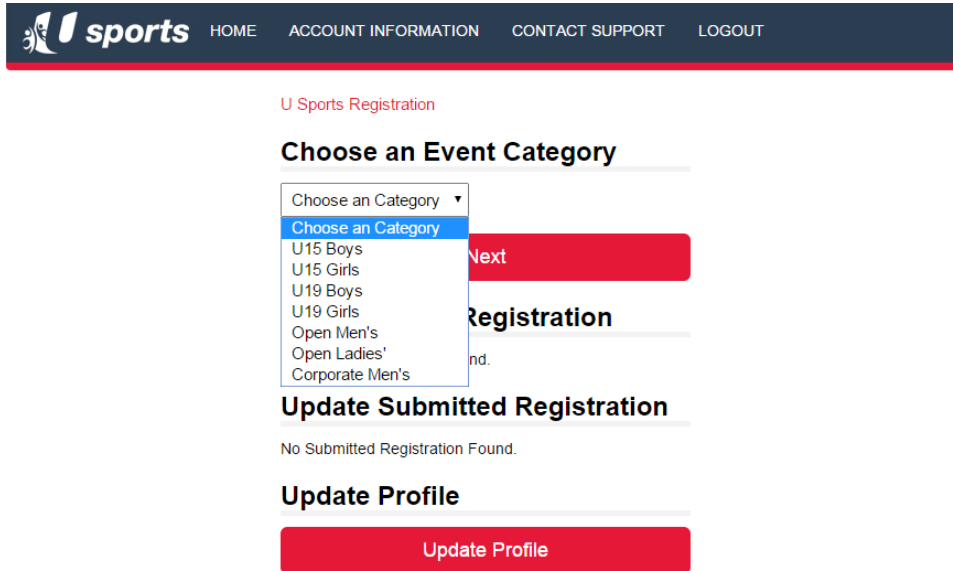


The screenshot shows the U Sports website header with the logo and navigation links 'HOME' and 'CONTACT SUPPORT'. Below the header, the page title is 'U Sports U Sports 3-on-3 Basketball 2015 Registration'. The main heading is 'LOG INTO U Sports'. There are two input fields: 'User ID*' with a placeholder 'User ID' and a note 'Please enter your NRIC', and 'Password*' with a placeholder 'Password'. A red button labeled 'Login to U Sports' is positioned below the fields. A notice states: 'We have recently upgraded our registration system on 1 February 2015. If you are an existing U Sports account member, please ensure that you had reset your password already before attempting to login. If you had not reset your password, please click [here](#) to do so.' At the bottom, there are links for 'Forget Password' and 'Create U Sports Account'.

- 2) You will prompted to *login* using your U Sports account login username and password. If it is your first time visiting U Sports website, please register a U Sports account by clicking on *Create U Sports Account*. Upon creating your U Sports account, you can then login with your default username (NRIC) and password (DOB in the form of ddmmyyy). If you have forgotten your password, please click on the Forget Password button.
- 3) Once you have successfully login, you will be led to the listing page

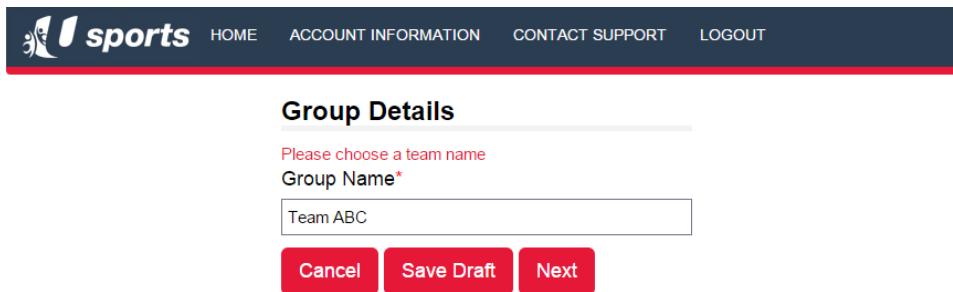
How to Submit Your Registration

- 1) *Select the Category* you wish to take part in and click on the *Next* button



The screenshot shows the U Sports Registration page. At the top is a dark blue navigation bar with the U Sports logo and links for HOME, ACCOUNT INFORMATION, CONTACT SUPPORT, and LOGOUT. Below the navigation bar, the page title is "U Sports Registration". The main heading is "Choose an Event Category". A dropdown menu is open, showing options: "Choose an Category", "U15 Boys", "U15 Girls", "U19 Boys", "U19 Girls", "Open Men's", "Open Ladies'", and "Corporate Men's". A red "Next" button is visible to the right of the dropdown. Below the dropdown, there is a section for "Update Submitted Registration" with the text "No Submitted Registration Found." and another section for "Update Profile" with a red "Update Profile" button.

- 2) Enter your *Team Name* and click on the *Next* button



The screenshot shows the U Sports Registration page. At the top is a dark blue navigation bar with the U Sports logo and links for HOME, ACCOUNT INFORMATION, CONTACT SUPPORT, and LOGOUT. Below the navigation bar, the page title is "U Sports Registration". The main heading is "Group Details". Below the heading, there is a red prompt "Please choose a team name" and a label "Group Name*". A text input field contains the text "Team ABC". Below the input field, there are three red buttons: "Cancel", "Save Draft", and "Next".

3) *Key in* your team members' particulars

The screenshot shows the registration form for Player 1. At the top, there is a navigation bar with the 'sports' logo and links for HOME, ACCOUNT INFORMATION, CONTACT SUPPORT, and LOGOUT. Below the navigation bar, the page title is 'U Sports 3-on-3 Basketball 2015 Registraton'. The main heading is 'Player 1'. There are two checkboxes: 'Click to auto-populate your particulars' and 'This member is team captain'. The form is divided into two columns: 'Details For Player 1' and 'Contact Information For Player 1'. The 'Details For Player 1' column contains fields for First Name*, Last Name (Surname)*, NRIC / FIN No / Passport Number*, Email*, Gender* (a dropdown menu with 'Please Select'), Date Of Birth*, and Age*. The 'Contact Information For Player 1' column contains fields for Mobile Contact*, Street*, Blk/Hse No.*, Unit* (with a note 'Enter "NA" if no Unit No.'), Postal Code*, Country* (a dropdown menu with 'Singapore'), and T-Shirt Size* (a dropdown menu with 'XXS'). Below the form fields, there are three buttons: 'Save Draft', 'Next', and 'Cancel'. At the bottom, there is a message: 'You need to submit at least 3 players and can submit at most 4 players'.

4) Click *Next* to key in subsequent players' particulars. If you have keyed in the minimum number of players required and would like to submit, press *Next* to go to next player then press *Back*. You will then see a *Review Submission* button.

This screenshot shows the registration form after clicking 'Next'. The 'Save Draft' and 'Next' buttons are now disabled. The 'Cancel' button is highlighted in red. A new 'Back' button has appeared. The message 'You need to submit at least 3 players and can submit at most 4 players' is still present. At the bottom, a new red button labeled 'Review Submission' has appeared.

5) Click on the Review Submission button to review the particulars of your team members. You must agree to the *Terms and Conditions* and *Privacy Policy* in order to Submit Registration.

| | |
|------------|--------------|
| 1984-10-01 | SG |
| Age | T-Shirt Size |
| 31 | XXS |

Player 3

Details For Player

First Name
Lily

Last Name (Surname)
Teo

NRIC / FIN No / Passport Number
S1234567K

Email
aa@hotmail.com

Gender
Female

Date Of Birth
1986-10-01

Age
29

Contact Information For Player

Mobile Contact
92345678

Street
na

Blk/Hse No.
na

Unit
na

Postal Code
123456

Country
SG

T-Shirt Size
XXS

- I have read and accept the [Terms & Conditions](#).
- I have read and accept the [Privacy Policy](#).

[Cancel](#) [Back](#) [Save Draft](#) [Submit Registration](#)

6) Click on *Submit Registration* and you will be brought to the payment page.

7) Complete the survey. You should read and agree to the Terms & Conditions and click *Pay*

U Sports HOME ACCOUNT INFORMATION CONTACT SUPPORT LOGOUT

U Sports U Sports 3-on-3 Basketball 2015 Registration

| | |
|----------------|---------------------------------|
| Event Name: | U Sports 3-on-3 Basketball 2015 |
| Category: | Open Ladies' |
| Amount: | \$80.00 |
| Total Payable: | \$80.00 |

Survey Question

How did you find out about this event?

- Google
- Facebook
- Red Sports
- U Sports website
- U Sports e-Newsletter
- nEbO website or Facebook
- NTUC Member's Centre @ OMB
- Downtown East
- Word-of-mouth
- Others

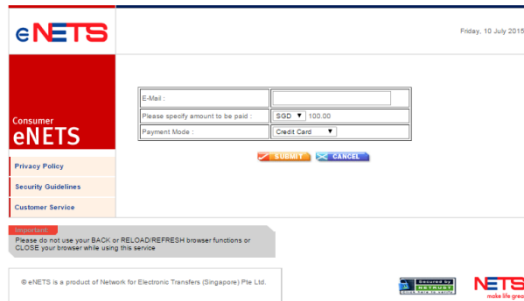
Select payment mode

Credit Card ▼

I have read and agree to the [Terms & Conditions](#).

Cancel Pay

8) You will be brought to the *eNETS payment page* to key in your credit card details to make payment.



9) Upon successful payment, you will receive a *Successful Event Registration email* to your email account.

10) Your registration is confirmed only upon successful submission of the players' details and payment.

Other Tips:

- You are encouraged to save draft of your registration as you register. In case of system error that logs you out of the registration portal, any unsaved data will be lost. To save draft of your registration, simply click on the save draft button. You may then login and complete the saved draft at a later date, and submit registration and make payment before registration closes.
- To update your submitted registration, simply login to the event registration URL and go to Update Submitted Registration, select the Event and Category and click Next to proceed.
- For any registration error and other troubleshooting tips, please take a screenshot of the error and email to info@usports.com.sg